

SPRING 2025

Welcome to our first Newsletter! Spring brought the freshness of new beginnings, and what has been a burning desire has come to life: a space where we can gather all the interesting things that happened in the design field for the past season, discuss the new trends, share our values, and engage as a community.

I am really excited for this, and I hope you are too.

Enjoy your reading, and if you can, please share it with your friends. :)





Spring has finally “sprang”! This season is all about lightness, renewal, and fresh perspectives. Just like nature is blossoming, our home and life can too. In this edition, I’ve gathered ideas to help you invite the joy in, without the overwhelming.

Table of content

- **Welcome from Lorena:** a short hello and seasonal inspiration.
- **Expert word:** Tete from Bossa_Blooms teaches us how to get our homes blossoming throuout the entire season
- **Featured project:** Casa Barto
- **Educational:** “Spring clean”: what does it mean?
- **Highlight:** we have been featured!
- **Great buys:** coffee table books, not for decoration only
- **Going away:** holiday tips tested and approved by me
- **Last but not least:** closing thought and what’s next

Bossa Blooms tips on

How to make your home bloom this Spring

Hi, I'm Sthefanie, a floral designer and the heart behind @bossa_blooms, where I share a glimpse into my world of flowers and design.



The name Bossa is inspired by bossa nova, the iconic Brazilian music style. In Portuguese, bossa can also mean "charm" or "natural flair," which is exactly what I try to bring into every arrangement I create: effortless elegance with soul.



With spring just around the corner, I wanted to share a few simple ways you can bring the beauty of the season into your own space, whether you're styling your home, hosting a gathering, or just treating yourself to a fresh bunch of blooms.

A seasonal guide to styling with flowers

Spring offers a wide range of blooms. Some of the season's most iconic flowers include: Tulips, Ranunculus, Dahlias, Waratah, Grevillea and many more.

When possible, choose native flowers. They're not only more sustainable but tend to last longer in arrangements and many can be dried for future styling.

The Vase Makes a Difference

Don't overlook the vase! It does more than just hold the flowers, it also shapes your whole arrangement and helps it work with your space. Whether you're into clean lines or something a bit more eclectic, the right vase can totally change the vibe.

Some ideas:

Hit up your local second-hand shop or thrift store for unique finds (thrifting is half the fun).

Keep an eye out for bold shapes or unusual textures that can act like mini sculptures on a shelf or dining table.

Clear glass always works if you want the flowers to do all the talking.

With love,

Stephanie

Vibe over floorspace

LEBLON, 2022




featured project

In September we flew to Rio de Janeiro, Brazil and had the pleasure of photographing this project with Lilia Mendel.

This project started with our support on which apartment to buy. Our recommendation is always to look for things you can't change: location, orientation for sunlight, cross ventilation, security, etc. Everything else in the interiors can change with our help.

The brief was simple: contemporary apartment, neutral colours, maximize storage and keep it a clean but cozy aesthetic that values the beach culture of its surroundings.



To ensure storage was enough, no corner was left alone without a purpose. You can see on the image above that we didn't have much space for storage under the tv because of the balcony door, so we created a thin and practical shoe rack.

To bring the beach vibe, we bet on the natural materials such as linen of the curtains, rattan on the bedhead, wooden elements (side tables), vj panelling (same thickness as balcony ceiling to show intention).



After approximately 20 years living in a huge classic apartment in one of those traditional 1930's buildings in Copacabana, our client was ready to completely change her lifestyle. With the kids all grown and out of the house, it was time to get rid of the weight a big home carry. She sold her old apartment of about 170 square meters and bought a serviced apartment of 45 square meters, closer to her favourite beach, and closer to where her friends live. She says she couldn't be happier with her choice.



"Spring clean", what does that mean?

After a long winter indoors, it's time to open your windows and let the breeze in. Wait, what's that behind my flyscreen? Most likely, mould. Many homes in Sydney suffer from it, you are not alone. That's why there is an expression called "spring cleaning", which relates to the big clean you do after winter, preparing your home for summer.

To help you, we have prepared a checklist to make sure your house feels refreshed and ready for the fun to come! Avoid the overwhelm of doing it all at once. Some rooms by take one day, others one week. Feel free to print it as a PDF if it's easier.



Spring cleaning

Before we start cleaning, there's a very important step to be taken: **DECLUTTER**. As we go room by room, make sure you open space before you start, ensuring essential things will have an easy access when needed.

As you move from room to room, make sure you make 3 piles: the first one will hold everything that is to be binned: expired medicines, empty bottles, dead plants, stained cloths, old towels, broken items, etc. Accumulating those items hold a lot of energy stuck, and we want to welcome the new season with a fresh home. At the end of your journey, you will have to look at the date of your regional Council clean up. If that is too far off and you can't afford to hold space for that time, you can book your own on their website.

On the second pile, you will put everything that is to be donated: clothes that don't fit, toys your kids overgrew, kitchen items you don't make use of, etc. Here in Sydney we have many charities that love receiving items at this time of the year, as they start organising stock for Christmas next season.

Spring cleaning

On the third pile, everything you want to keep. Be mindful that everything needs to have a designated space, and if it doesn't fit on your storage, you will have to compromise.

After everything is out, the cabinets are clean, you can put the remaining items back inside the designated storage space. Clean architectural items (windows, skirting boards, etc), followed by surfaces, floors and put the furniture back in place. If you are very excited, dry clean your curtains, cushion covers and rugs. Don't forget to make the minor fixes before you move to the next room (change any lightbulbs you may need, fix any broken cabinets, flaked paint, etc)

Finish it off with fresh flowers and a cup of tea. It's time to enjoy your home!

Easy to find charities in the Northern Beaches:

- Redcross
- Lifeline
- Vinnies
- The Salvation Army
- Anglicare

We've been featured!

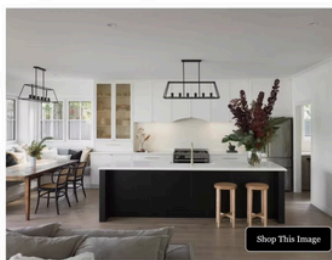
August was a special month for me. I had two dreams coming true: my girl's trip and my first publication being featured in an Australian magazine.

This project was built by Volo Projects and designed by Progressive Plans. I came in after completion to style the home for the photos.

Usually, I respect the client's style and change the bare minimum just to make it a little more appealing, without taking away the personality of the homeowner. In this case, I did a little bit more than I would like to have done, but for a good cause. And it shows! Fantastic outcome!



Banquette seating



Progressive Plans sourced the dining chairs and bar stools in this kitchen from [second hand shops](#) across NSW. They add character and feature tactile textures elements for cohesion and consistency. The banquette seating was custom built for the project, then decorated with cushions from [Cubana Style](#) (for dining), by [Red Bath N' Table](#). (Photography: [Luke Butterfly](#) / Styling: [Lorena Couto](#))

Shop This Image

Depending on the layout of your kitchen, your scheme will likely need to incorporate bar stools, dining chairs and even built-in seats like banquettes. While style and material options are important, height, size and minimum clearances are just as essential. "Seating gets used frequently and energetically," explains [Lorena Couto](#), interior designer at [Progressive Plans](#). "Every movement – pulling, turning, sitting – needs to be accounted for in the layout."

Scroll on for our expert advice and inspirational imagery.

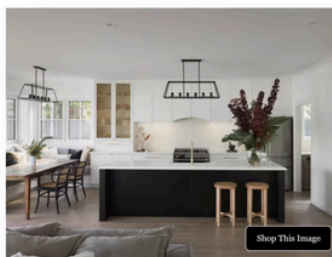


How to find the best bar stools for your kitchen (plus 16 of our faves)



8 best coastal dining chairs for seaside-themed abodes

Banquette seating



Progressive Plans sourced the dining chairs and bar stools in this kitchen from [second hand shops](#) across NSW. They add character and feature tactile textures elements for cohesion and consistency. The banquette seating was custom built for the project, then decorated with cushions from [Cubana Style](#) (for dining), by [Red Bath N' Table](#). (Photography: [Luke Butterfly](#) / Styling: [Lorena Couto](#))

Shop This Image

Depending on the layout of your kitchen, your scheme will likely need to incorporate bar stools, dining chairs and even built-in seats like banquettes. While style and material options are important, height, size and minimum clearances are just as essential. "Seating gets used frequently and energetically," explains [Lorena Couto](#), interior designer at [Progressive Plans](#). "Every movement – pulling, turning, sitting – needs to be accounted for in the layout."

Scroll on for our expert advice and inspirational imagery.



How to find the best bar stools for your kitchen (plus 16 of our faves)



8 best coastal dining chairs for seaside-themed abodes

Coffee table books *not for decoration only*

I've been preaching to my alchemists for a while: "Books are your best friends". Not only they are great at decorating bookshelves, buffets, and coffee tables, but they are the perfect conversation starter too. They are the first thing people grab when there's an awkward silence. Some people read the words, others like the feeling of running their fingers between the pages, and others the dopamine of cool photos. That's why coffee table books should be selected differently from the book that will live on your nightstand.



Coffee table books

not for decoration only

It's easy to recognise a coffee table book:

- unconventional size (too big for example)
- hard cover (what's behind the plastic cover?)
- a visual subject (photography, art, fashion, design, architecture, etc)

Here are 3 tips on choosing good coffee table books. Start by asking yourself:

1. Does the subject interest me personally? It must make sense, since your home is the extension of your personality
2. How's the volumetry of this book? Yes, we are talking about external shapes. The secret of a good composition is playing with sizes and heights, occupation and emptiness.
3. Is this book worth the investment? Some coffee table books are very expensive, but hunting at op-shops can save your life. If the outdoor paper cover is old and dirty, check the inside one. Some books are beautifully lined with linen or leather but have a tacky plastic cover to protect them that you don't need.

This September, my favourite publisher Taschen had a huge sale with up to 75% off.

If you would like to be informed of great deals within the industry, follow me on @casaalchemy and @lorenacouto_casa .

See bellow my purchases this month:

My top picks



x1 The Secret Code (English)



x1 Julia Watson. Lo—TEK. Design by Radical Indigenism (English)



x1 Sebastião Salgado. Genesis (English)



x1 Sebastião Salgado. Amazônia (English)



x1 Small Stories of Great Artists (English)



x1 1000 Chairs. Revised and updated edition (German, French, English)

Travel Tips

Winter was a great season to explore the farmlands of NSW. I will share with you the amazing accommodation and destination chosen by me to travel with my girls and celebrate my 39th birthday.



Before you start judging, I need to explain my process: first I chose the house. The Stormwater house was beautifully designed to make every single space frame the view as the most beautiful artwork God could have ever created was alive and forever changing.

going away



Travel Tips

Then I make sure the location is precious. In this case, only 2.5 hours drive from Sydney, the Tarana Valley in the Blue Mountains was the perfect weekend getaway. I also make sure there are sports or activities to be done if we get into an adventurous mood.



Apart from the house and its beautiful surroundings (the wildlife here is insane! Thousands of kangaroos around the house, even a family of platypus living on the stream below), I like to throw in something a bit more design related and fun...

Travel Tips



So, on our way up we stopped in a little town called Windsor to check out Manor on George. I've been following them on Insta and they didn't disappoint.


Their collection of antiques is simply divine!

Here is the link for the house:

Stormwater House Tarana, NSW - Houses for Rent in Tarana, New South Wales, Australia - Airbnb

https://www.airbnb.com.au/rooms/1009881374866136246?guests=1&adults=1&s=67&unique_share_id=681af431-7a7c-46e5-884d-994e39575452

The interiors of the house are equally interesting and sophisticated. Underfloor heater and fireplaces throughout ensure cosyness during your stay. If you are as lucky as me, you will catch a rainbow on your drive, see waterfalls on your way and be impressed by the night sky.



Thank you everyone who enjoyed our first edition of our newsletter. It took a while but we made it. If you enjoyed reading this one, I can't wait to tell you all about what good things Summer is bringing on our next edition. Stay tuned!

Spring is
nature's way
of telling us
to embrace
change

Coming next...
Pantone colour of the
year revealed!